

# ERROR CODES

## E129 BLADE ARM SENSOR NOT CONNECTED

- Restart the system by turning the machine off and then on again.
- If the error persists, check the cable between sensor and receiver.

## E201 NO GPS FIX

- Check antenna cable.

## E202 NO GPS FIX (FLOAT)

- The system is calculating GPS position. Wait until it changes.
- If the error persists, the GPS conditions might be bad.
- The Job-type "Without GPS" can be used instead.

## E203 NO GPS FIX (SBAS)

- Check internet connection, mobile antenna, SIM card, and NTRIP subscription.

## E204 NO HEADING

- Check cable between secondary controlbox and the GPS antenna.
- If the error persists, the GPS conditions might be bad, try moving the machine to another area.

## OTHER ERRORS

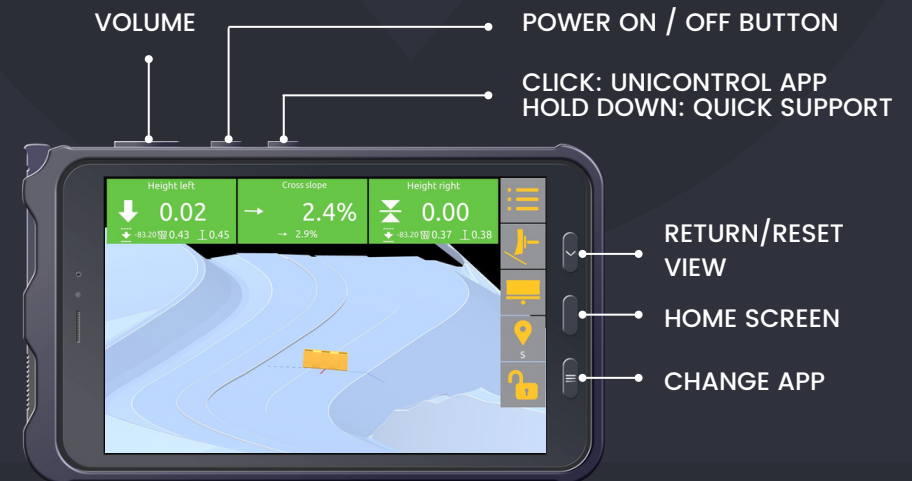
- Check cable between secondary controlbox and the GPS antenna.
- If the error persists, the GPS conditions might be bad, try moving the machine to another area.

# UNICONTROL

MACHINE CONTROL MADE SIMPLE

## GRADING SOLUTION

### QUICK GUIDE



# NAVIGATION

## PRESS

## HOLD

JOBS



PROJECT

ZERO HEIGHT



HEIGHT / SIDE OFFSET

CHANGE FOCUS POINT



PLACE GUIDE LINE

PLACE POINT



POINTCODE

LOCK TO POINT / LINE



DELETE POINT / LINE



CHANGE VIEW



ZOOM



MOVE

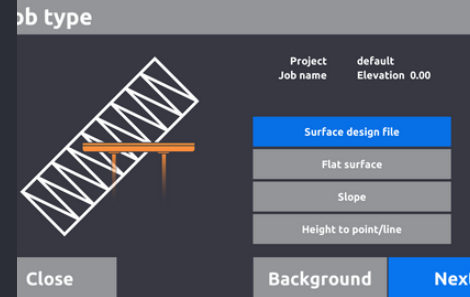


CHOOSE



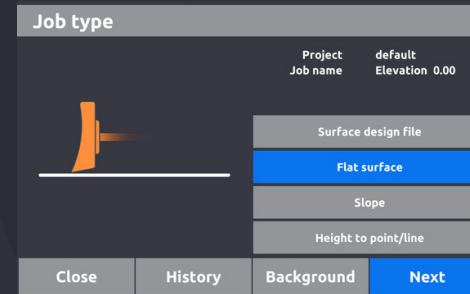
3D ROTATE

# JOB TYPES



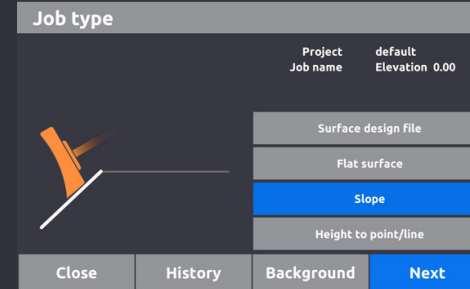
## LOAD DESIGN

Height to surface, using design files.



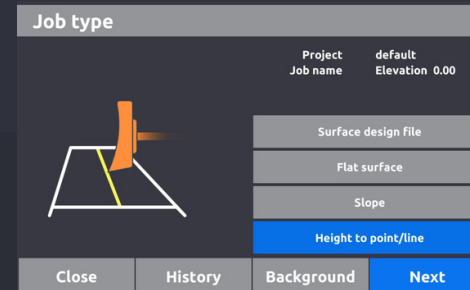
## FLAT SURFACE

Set height for the entire job.



## SLOPE

2 points.  
Point & promille.  
Slope to line.



## HEIGHT TO LINE

Height to 3D line using design file, guide line, or logged point.